



# QR-4000N

## UHF Quad-Channel Wireless Microphone System

### Operation manual



ISO 9001



ISO 14001



OHSAS 18001



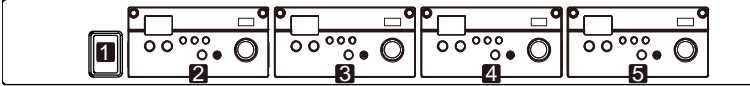
GREEN PRODUCT



Thank you purchasing CHIAYO's professional modular wireless system.  
 This versatile modular cabinet can be used for four RECEIVER modules!  
 Before operation, please read this manual thoroughly to familiarize with the function of each part and the flexibility of this versatile cabinet.

## Parts and functions of QR-4000N

### Front panel



1. Power switch.
2. Channel 1 RECEIVER module slot
3. Channel 2 RECEIVER module slot
4. Channel 3 RECEIVER module slot
5. Channel 4 RECEIVER module slot

### Rear panel



6. Antenna B
7. **MIC-LINE** level switch. **MIC** level for low-impedance audio output ⑨. **LINE** for high-impedance audio output ⑩.
8. Unbalanced audio output (MIXED. Switch ⑦ to **LINE** level when using this output.)
9. Balanced audio output (MIXED. Switch ⑦ to **MIC** level when using this output.)
10. Channel-4 balanced audio output
11. Channel-3 balanced audio output
12. Channel-2 balanced audio output
13. Channel-1 balanced audio output
14. DC-input
15. Antenna A

### Connection

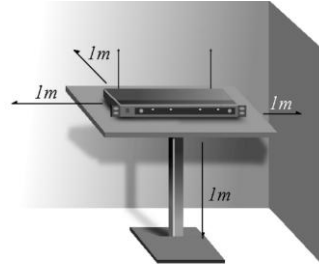
There are two kinds of audio connectors on the rear of this unit, MIC-level balanced and LINE-level unbalanced.

1. Low-impedance: Mixed-⑨ | Individual-⑩⑪⑫⑬
2. High-impedance: Mixed-⑧

Use shielded audio cable for the connection between this unit and the mixer/amp or audio source. If the mixer/amp has a 1/4"(6.3mm) phone jack, connect a cable from the 1/4"(6.3mm) unbalanced audio output from the receiver to the mixer/amp. If the mixer has an XLR input, connect a cable from the balanced XLR audio output from the receiver to the mixer input.

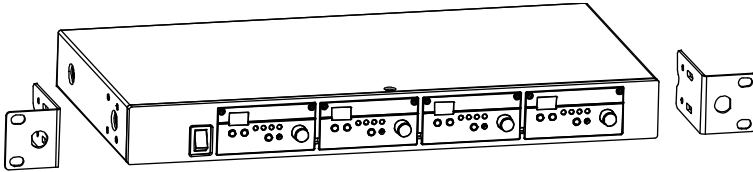
### Installation

For best operation, this unit should be at least 1m above the ground and at least 1m away from a wall or metal surface to minimize reflection. The transmitter should also be at least 1m away from a wall or metal surface to minimize reflection. The transmitter should also be at least 1m away from the receiver.



### Rack mounting

QR-4000N has a 19"-casing design. It can be cabinet-mounted with provided kits. Please refer to the following assembly illustration.





**CHIAYO**

---

**CHIAYO ELECTRONICS CO.,LTD.**

[Http://www.chiayo.com.tw](http://www.chiayo.com.tw) | Email: [sales@chiayo.com.tw](mailto:sales@chiayo.com.tw)

Office: 30, Lane 27, Section 4, Jen-Ai Road, Taipei 10685, Taiwan | Tel: 886-2-27415741 | Fax: 886-2-27525242  
Factory: 88, Chung-Hsiao Street 2, Chiayi 60080, Taiwan | Tel: 886-5-2711000 | Fax: 886-5-5767611